






## Suggested patter for Phase 2 letter formation

s	Start at the top, curl out and in and out again and stop.
a	Start at the top, go all the way round, down again and flick.
t	Start at the top, go down to the bottom, flick and lift off. Make a short stroke across the middle.
p	Start at the top, go down below the bottom line, back up to the top and go all the way round.
i	Start at the top, go down to the bottom, flick and lift off. Put a dot above.
n	Start at the top and go down to the bottom. Back up and over to the bottom and flick.
m	Start at the top, go down to the bottom, back up and over to the bottom, back up and over to the bottom and flick.
d	Start in the middle, go all the way round, then up to the top, back down and flick.
g	Start at the top, go all the way round, down below the bottom line and make a tail
o	Start at the top, go all the way round in a circle.
c	Start at the top, go round to the bottom and stop.
k	Start at the top, go down to the bottom, back up to the middle, loop round, out and flick.
ck	Start at the top, go round to the bottom and stop. Start at the top, go down to the bottom, back up to the middle, loop round, out and flick.
e	Start in the middle, curl up and then go round to the bottom.
u	Start at the top, go down to the bottom, curve up to the top, back down and flick.
r	Start at the top, go down to the bottom, back up, over and stop.
h	Start at the top, go down, up to the middle, over and down to the bottom and flick.
b	Start at the top, go down to the bottom, back up to the middle and all the way round.

## Suggested patter for Phase 2 letter formation

	Start at the top with a tiny hook, then go all the down below the bottom line, make a tail and lift off. Make a short stroke across the middle.
	Start at the top with a tiny hook, then go all the down below the bottom line, make a tail and lift off. Make a short stroke across the middle. Start at the top with a tiny hook, then go all the down below the bottom line, make a tail and lift off. Make a short stroke across the middle.
	Start at the top, go down to the bottom and flick.
	Start at the top, go down to the bottom and flick. Start at the top, go down to the bottom and flick.
	Start at the top, curl out and in and out again and stop. Start at the top, curl out and in and out again and stop.